

ADDENDUM NO. 2

City of Union City, Indiana First Floor Vision Corner MEP Improvements

September 28, 2022

To: Planholders

From: Mote & Associates, Inc.
214 West Fourth Street
Greenville, Ohio 45331

Phone: (937) 548-7511
Fax: (937) 548-7484
E-mail: info@moteassociates.com



Re: City of Union City, Indiana
First Floor Vision Corner MEP Improvements

This Addendum forms a part of the Contract Documents and modifies the original Contract Documents dated August, 2022. Acknowledge receipt of this Addendum in the space provided on the Bid Proposal form. Failure to do so may subject the Bidder to disqualification.

CHANGES/CLARIFICATIONS TO THE CONSTRUCTION DRAWINGS:

1. **DRAWING NO. M0-01R, MECHANICAL NOTES, SCHEDULES, DETAILS**
TYPICAL FURNACE DETAIL: The attached sheet M0-01AD2 containing a revised TYPICAL FURNACE DETAIL shall replace the detail on sheet M0-01R of the bid set of plans dated 5-25-22.
2. **DRAWING NO. M1-02R, ROOF AND SECOND FLOOR MECHANICAL PLAN**
SECOND FLOOR MECHANICAL PLAN – The attached sheet M1-02AD2 containing the overall layout of the second floor mechanical plan shall replace the SECOND FLOOR MECHANICAL PLAN view on sheet M1-02R of the bid set dated 5-25-22.
3. **DRAWING NO. M2-01R, ENLARGED MECHANICAL PLANS**
ENLARGED ROOM 205 MECHANICAL PLAN – The attached sheet M2-01AD2 containing the ENLARGED ROOM 205 MECHANICAL PLAN shall replace the ENLARGED ROOM 205 MECHANICAL PLAN detail on sheet M2-01R of the bid set of plans dated 5-25-22.
4. **DRAWING NO. P0-01, PLUMBING NOTES, SCHEDULES, DETAILS**
PLUMBING FIXTURE SCHEDULE – plumbing fixture identified as DF-1 description states “ADA drinking fountain”. The description for fixture DF-1 shall state Oasis model PG8SBFSL with sports bottle fill, refrigerated, mechanical activation (hands free activation), Bilevel, ADA compliant, drinking fountain or approved equal. The quantity for fixture DF-1 states “2” and should be changed to state “1”.
5. **DRAWING NO. P1-02R, SECOND FLOOR PLUMBING PLAN**
SECOND FLOOR PLUMBING PLAN – The attached sheet P1-02R shall replace the sheet P1-02R in the bid set of plans dated 5-25-22.

6. DRAWING NO. E1-01, FIRST FLOOR LIGHTING PLAN

The identification  for LIGHTING PLAN KEYNOTES is covering the 1 identifier of PLAN NOTE #1. The keynote identifier  should be moved down to the before LIGHTING PLAN KEYNOTES title. Plan note #1 shall state “WHERE THE MOUNTING HEIGHT OF WALL MOUNTED OR SUSPENDED LIGHTING FIXTURES IS NOT INDICATED EITHER ON THE PLAN OR LIGHTING FIXTURE SCHEDULE, VERIFY THE MOUNTING HEIGHT WITH THE OWNER”. Add the following note the LIGHTING PLAN NOTES “the electrical contractor shall install a night light circuit to allocate for a total of 8 night lights in the ingress areas and halls. The (8) night lights shall consist of a combination of (8) of the “A” and “B” fixtures on one circuit on a keyed, single pole switch located adjacent to panel P-1 in room in room 108. The switch shall be clearly labeled “NIGHT LIGHTS”. The contractor shall coordinate the exact fixtures to be placed on this circuit. All light fixtures in mechanical rooms shall be located in an arrangement to minimize the interference of light to the work plane of 36” off the finished floor. If this can’t be obtained the electrical contractor shall reinforce and suspend the fixtures to hang below the obstructions. The electrical contractor shall include material and installation of (5) 1600 lumen, LED, solar powered area lights like Wagan Tech medel EL8586 or approved equal located at the outdoor HVAC equipment areas. Contractor shall coordinate exact location with the owner prior to placement. The solar light fixtures shall be located to ensure light fixture receives proper sun light to ensure fixture charge. The fixtures shall be controlled by a dusk to dawn sensor overridden by a motion sensor.

7. DRAWING NO. E2-01 FIRST FLOOR POWER PLAN

Add note stating “Contractor shall allocate in their bid for all material and labor to provide circuitry to (6) electric duct heaters fed from Panel P-5 to locations as noted on Sheet M1-01R, Keynote #14. Circuitry designation for Sheet E2-01 shall be per Panel Schedule P-5 on Sheet E0-01.”

CHANGES/CLARIFICATIONS TO THE CONTRACT DOCUMENTS MANUAL:

8. SECTION 00 21 13, Article 11 – Liquidated Damages

11.01 Shall be changed to state “Provisions for liquidated damages shall be omitted from the contract”.

9. SECTION 00 41 44, Article 6 – Time of Completion

6.02 Shall be changed to state “Provisions for liquidated damages shall be omitted from the contract”.

10. SECTION 23 37 13, Diffusers, Registers and Grilles

PART TWO – PRODUCTS

A. The following manufacturer is an approved equal for the following:

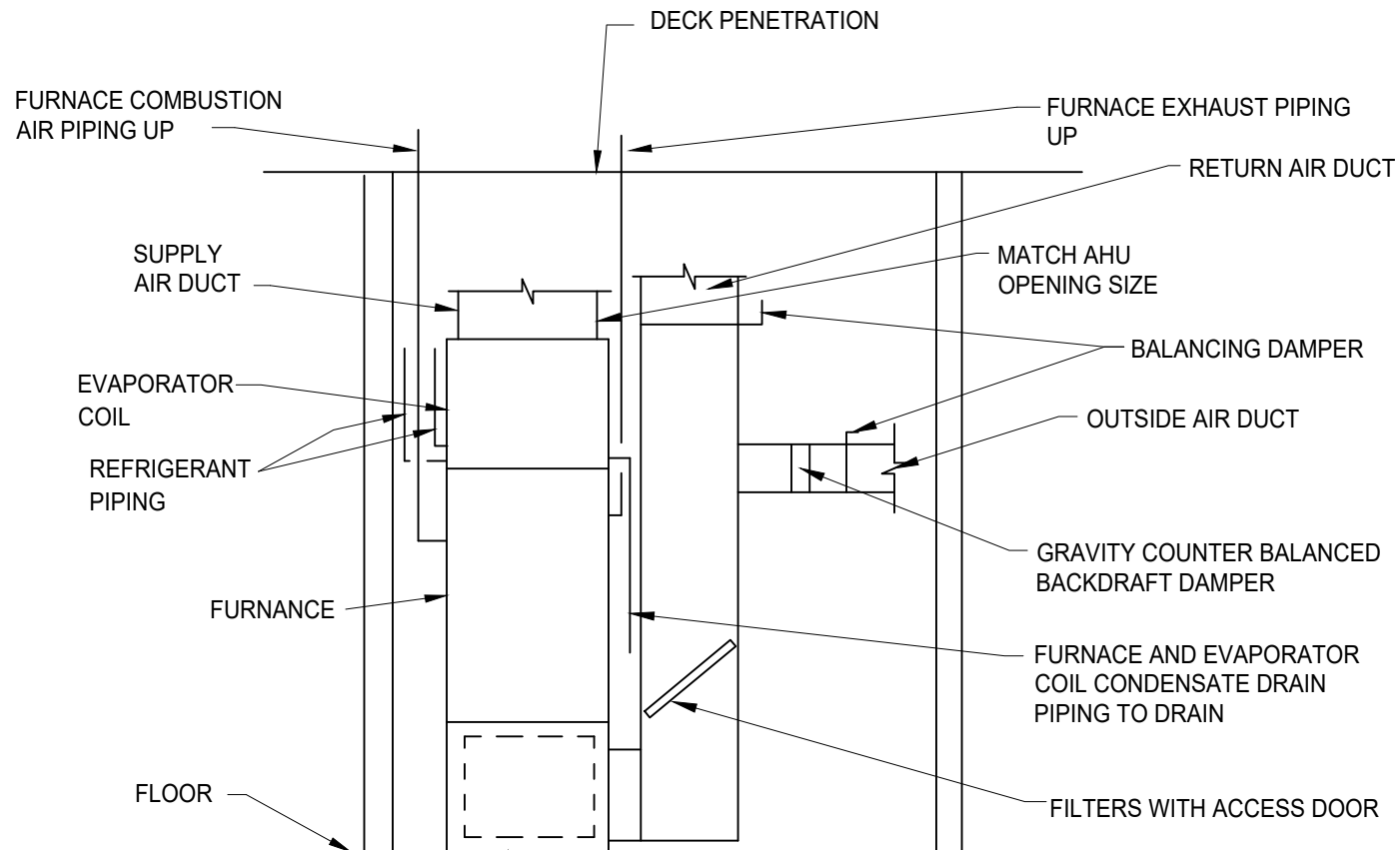
2.01 Ceiling Diffusers – Krueger & Metalaire

2.02 Registers and Grilles – Krueger & Metalaire

GENERAL CLARIFICATIONS

11. The last day for bidders to submit questions is Thursday, September 29, 2022 with the last addendum being issued no later than Monday, October 3, 2022.

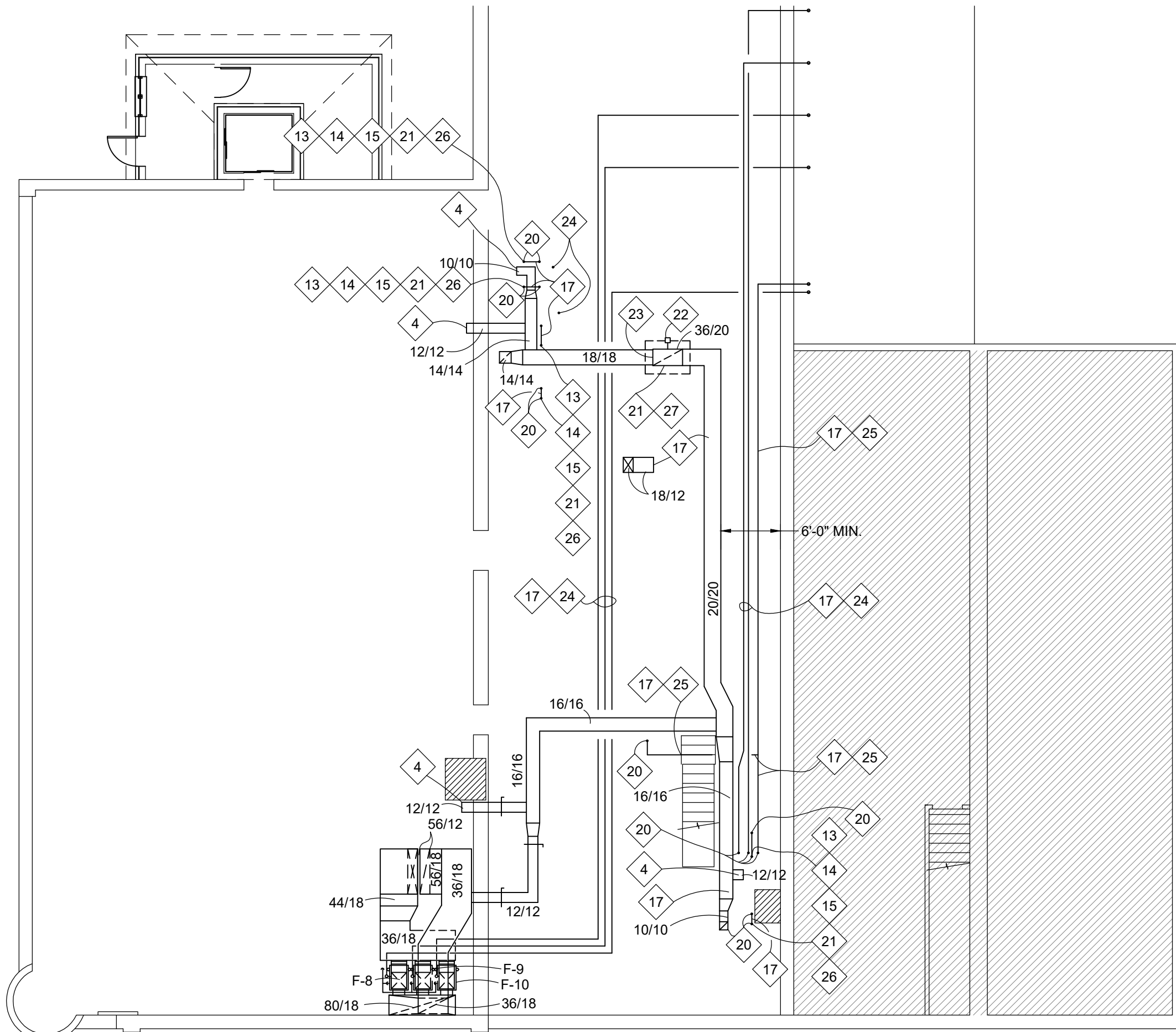
End of Addendum

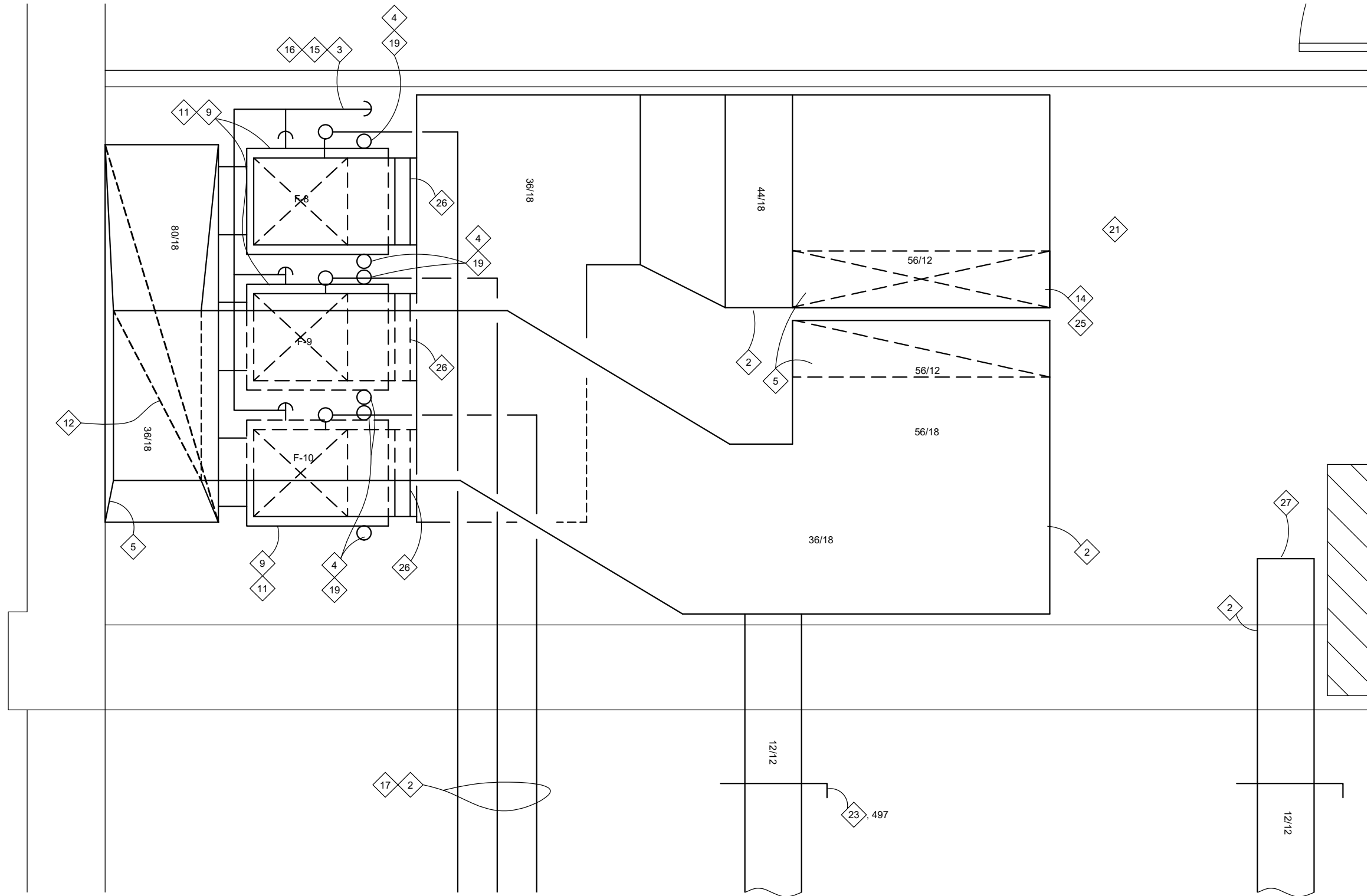


WHERE INDICATED, PROVIDE 2'-0" TALL ACOUSTICALLY LINED RETURN AIR PLENUM CONSTRUCTED FROM WELDED, PAINTED 1 1/2" x 1 1/2" x 1/8" STEEL ANGLE FRAME WITH SHEET METAL ENCLOSURE

TYPICAL FURNACE DETAIL

NO SCALE





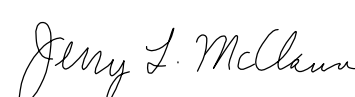


ENLARGED ROOM 205 MECHANICAL PLAN

SCALE: 1/2" = 1'-0"





- | | | | | | | | |
|-----------------------------------------------------------------------------------------------------------------------------------------------------------------------------------------------|----------------------------------------------------------------------------------------------------------------------------------------------------------------------------------------------------------------------------------------------------------------------------------------------------------------------------------------------------------------------------------------------------------------------------------|------------|--|---|---------------------------------|---|-------------------------------------------|
|  <h1 style="margin: 0;">Mote & Associates</h1> <p style="margin: 0;">Engineering, Land Surveying</p> | | | | | | | |
| 214 W. Fourth St., Greenville, OH 45331 937.548.7511 www.moteassociates.com | | | | | | | |
| <h2 style="margin: 0;">SECOND FLOOR PLUMBING PLAN</h2> <h2 style="margin: 0;">VISION CORNER</h2> <h2 style="margin: 0;">CITY OF UNION CITY INDIANA</h2> | | | | | | | |
|  | <table border="1" style="width: 100%; border-collapse: collapse;"> <tr> <td colspan="2" style="padding: 5px;">REVISIONS:</td> </tr> <tr> <td style="width: 10%; text-align: center; padding: 5px;">1</td> <td style="padding: 5px;">5/25/2022 REVISED PLUMBING PLAN</td> </tr> <tr> <td style="text-align: center; padding: 5px;">2</td> <td style="padding: 5px;">9/26/2022 REVISED SECOND FLOOR GAS PIPING</td> </tr> </table> | REVISIONS: | | 1 | 5/25/2022 REVISED PLUMBING PLAN | 2 | 9/26/2022 REVISED SECOND FLOOR GAS PIPING |
| REVISIONS: | | | | | | | |
| 1 | 5/25/2022 REVISED PLUMBING PLAN | | | | | | |
| 2 | 9/26/2022 REVISED SECOND FLOOR GAS PIPING | | | | | | |
| 
JERRY L. McCLANNAN | | | | | | | |
| 5/25/22
DATE | | | | | | | |
| PROJ. NO: UNIO4062271 | DWG. NO: 1D16483 | | | | | | |
| DRAWN: CRM | CHECKED: HBR | | | | | | |
| DATE: 5/25/22 | SHEET NO: P1-02-R | | | | | | |